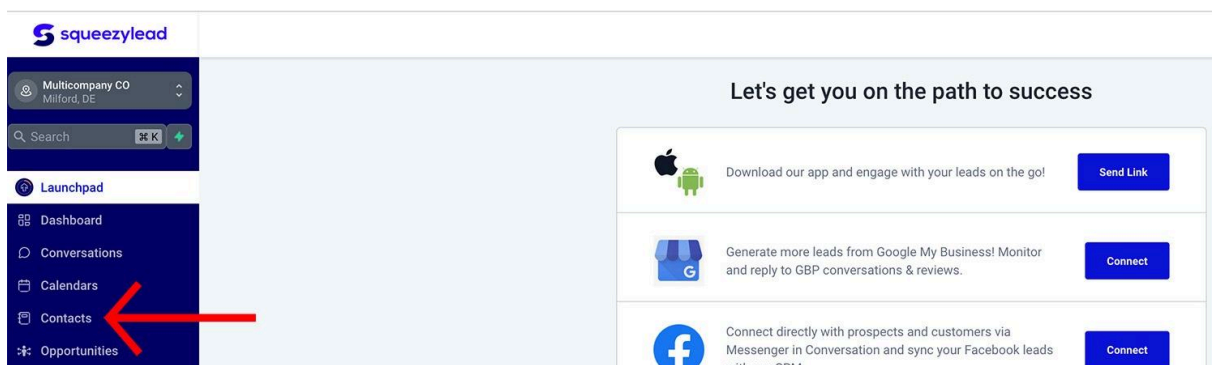


Data backup / Export

⚠ We recommend exporting your data weekly. You can export contacts and opportunities by following these steps.

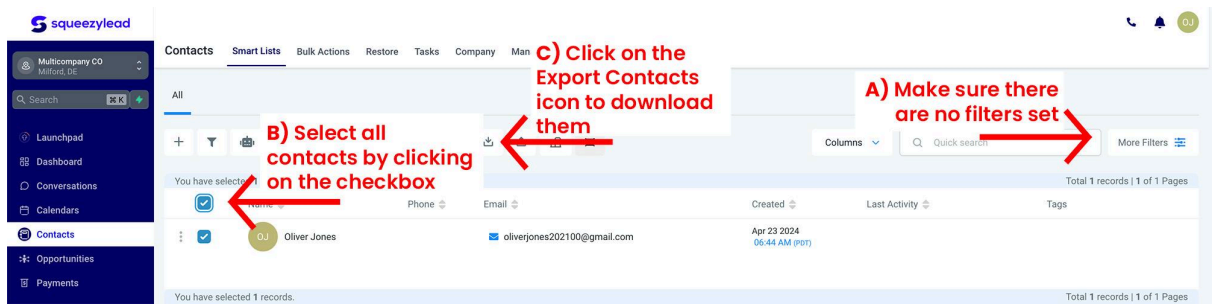
How to export contacts

- 1. After logging in on app.squeezylead.com, click on “Contacts”.**



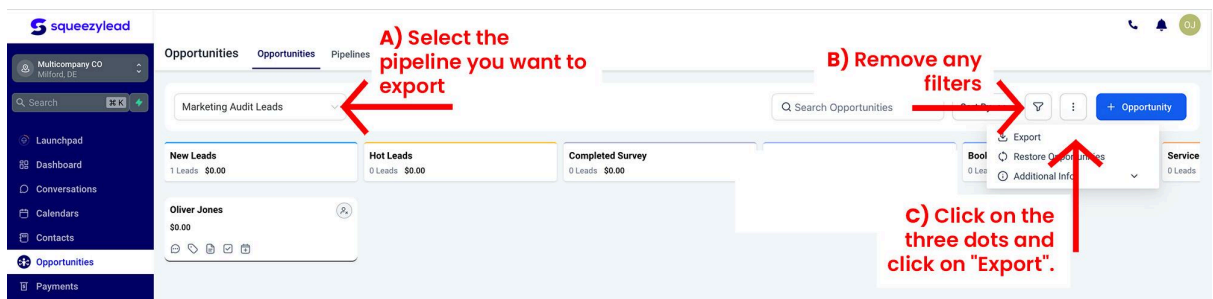
- 2. After logging in on app.squeezylead.com, click on “Contacts”.**
- 3. Make sure there are no filters set.**
- 4. Select all contacts by clicking on the checkbox.**

5. Click on the “Export Contacts” icon.



How to export opportunities

- 1) After logging in, click on “Opportunities”.
- 2) Select the pipeline you want to export.
- 3) Remove any filters.



- 4) Click on the three dots and click on “Export”.

Repeat this operation for all pipelines you want to export.